



24th SEACFMD National Coordinator Meeting
29 July 2021, 1 – 3.30 PM, Bangkok time)

SEACFMD Roadmap Implementation Framework at the regional level

Karma Rinzin

Regional Animal Health Coordinator, OIE SRRSEA

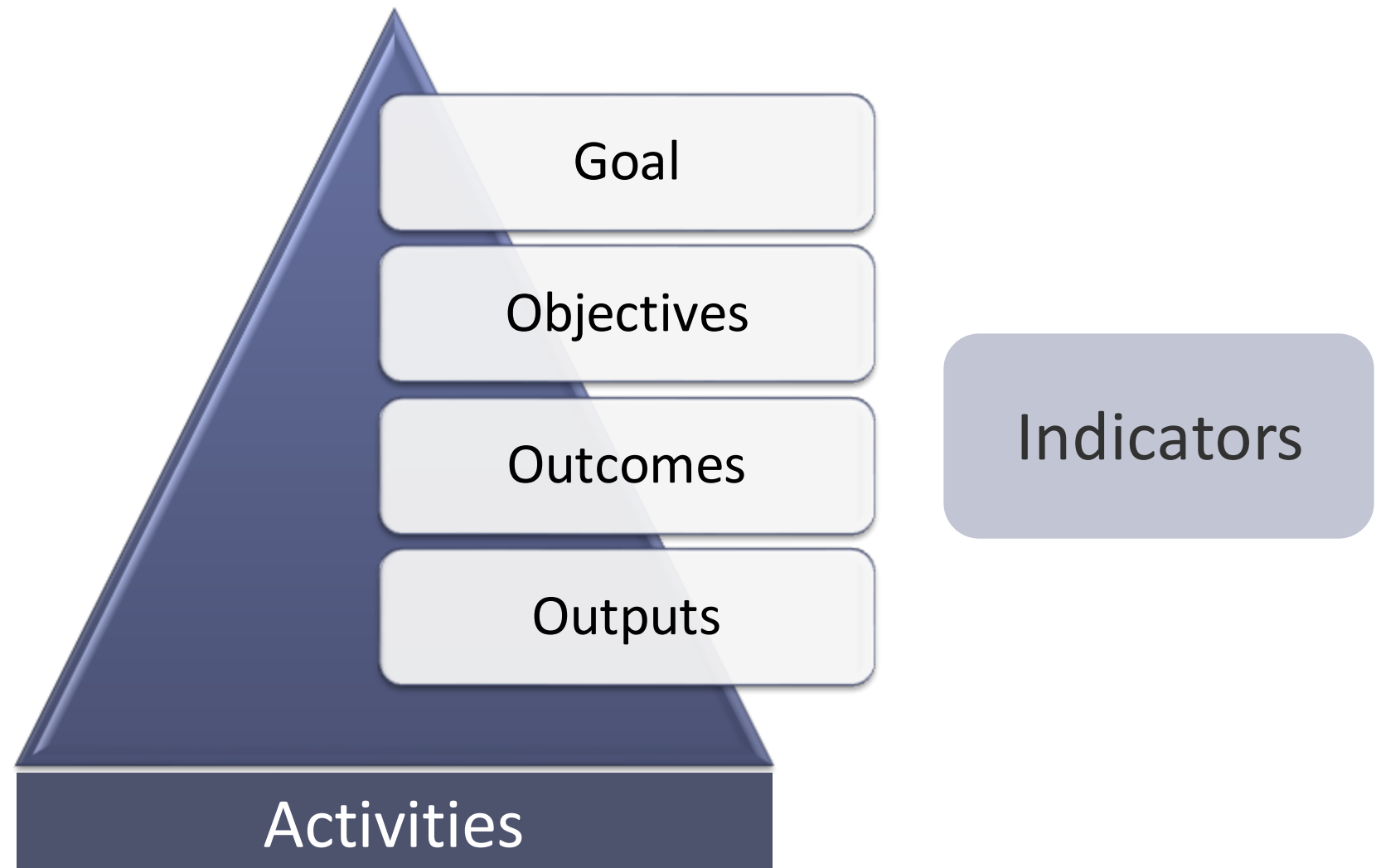


Organisation
Mondiale
de la Santé
Animale

World
Organisation
for Animal
Health

Organización
Mundial
de Sanidad
Animal

Presentation Roadmap



Goal: Strengthened Veterinary Services to effectively prevent, control and eradicate FMD and other TADs

Strategic Objective 1: Reinvigorated FMD prevention and control in SEACFMD member countries

Outcome 1

Improved surveillance, movement control, vaccination and preparedness/response to FMD

Outcome 2

Improved ownership and enabling environment at the national level

Outcome 3

Improved regional coordination

Outputs

1.1 Fit-for-purpose and sustainable FMD surveillance system established

1.2 Incentives and pathways of livestock movements understood and official animal movements promoted

1.3 Robust vaccination strategy developed, including access to quality vaccines and vaccination data management and analysis

1.4 Preparedness and response capacity to both endemic and new FMD viral strains developed

2.1 Country ownership of the SEACFMD enhanced

2.2 National VS capacities assessed and recommendations from PVS Evaluations implemented

2.3 National legislation related to FMD (and other related TADs) reviewed and revised

2.4 Multidisciplinary and multisectoral efforts implemented for control of FMD (and other related TADs)

2.5 Cost-efficient synergies with other livestock activities implemented

2.6 Pool of regional experts actively involved in SEACFMD activities

3.1 ASEAN support reaffirmed, including allocation of appropriate resources

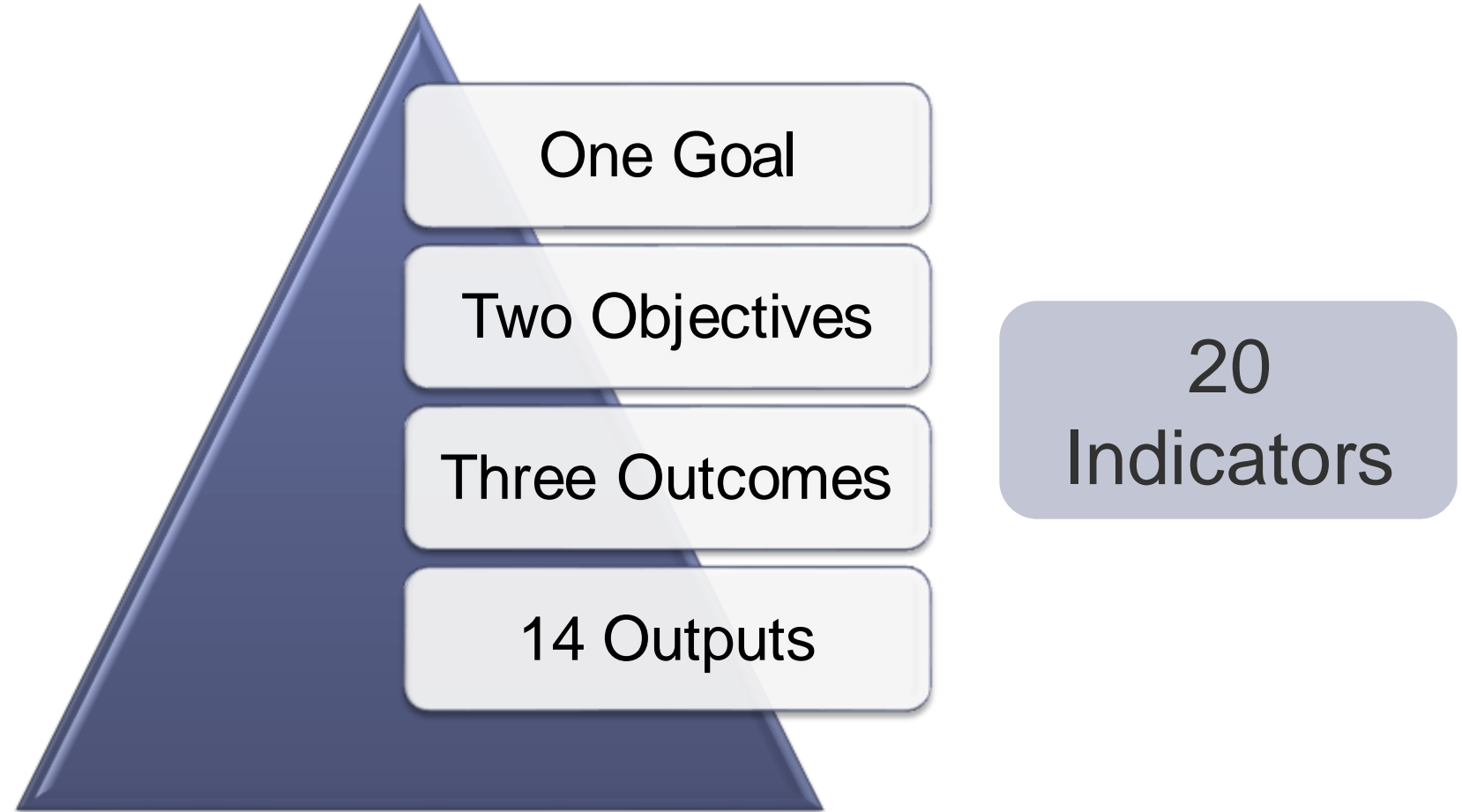
3.2 Regional coordination platforms effectively functioning

3.3 Active collaboration established and maintained with key partners for the prevention and control of FMD and other related TADs

3.4 Cooperation with non-SEACFMD member countries established

Strategic Objective 2:

Comprehensive evaluation of the SEACFMD Campaign (1997–2020) to address critical gaps



Activities (National and Regional Level)

Example

SEACFMD Road Map

~ an objective

Robust vaccination strategy

Indicator

% cattle vaccinated in each campaign

Baseline 2021

13%

Target 2025

75%

Measure the indicator

What data to collect: # animals vaccinated.

Who: data collected by vaccinators.

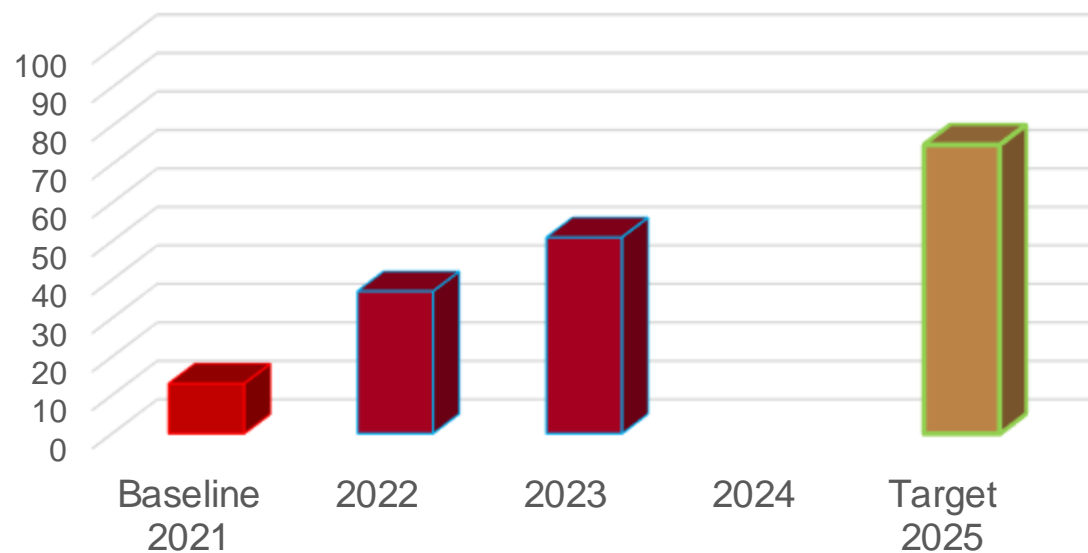
Frequency: every vaccination campaign.

How: vaccination records collated into veterinary department records.

Analysis: # cattle vaccinated as a percentage of total cattle population in each zone (per country).

Compare these M&E findings with the baseline and target.

% cattle vaccinated annually in 2022 and 2023, compared to the baseline and target.



Goal: Strengthened Veterinary Services to effectively prevent, control and eradicate FMD and other TADs



**Strategic Objective 1:
Reinvigorated FMD prevention and control in SEACFMD member countries**

Indicator:
PCP-FMD stage, progress within a stage or FMD-free status, of each SEACFMD member country, annually.

Outcome 1

Improved surveillance, movement control, vaccination and preparedness/response to FMD

Outcome 2

Improved ownership and enabling environment at the national level

Outcome 3

Improved regional coordination

Prevalence of FMD at national, zone, and regional levels, annually.

SEACFMD countries with a National FMD Plan aligned with the SEACFMD Road Map, Global FMD Control Strategy, and each country's PCP-FMD stage, that has been endorsed by their Ministries with a budget allocation.

Percentage of planned objectives that were achieved (results) annually of the regional platforms,

Existing tools to measure prevalence & annual progress report

Member Country report on the National FMD Plan.

Progress reports by each regional platform.

SEACFMD Roadmap Implementation Plan at the regional level

Outcome 1:
Improved surveillance, movement control,
vaccination and preparedness/response to FMD

Output 1.1
Fit-for-purpose and sustainable FMD
surveillance system established

Output 1.2
Incentives and pathways
of livestock movements
understood and official
animal movements
promoted

Output 1.3
Robust vaccination strategy
developed, including access
to quality vaccines and
vaccination data
management and analysis

Output 1.4
Preparedness and
response capacity to both
endemic and new FMD viral
strain developed

Study to assess the national animal health
information systems

Regional expert group (REG) meetings

GIS trainings

Training on surveillance & outbreak
investigations

Tools used and
annual
progress report



Indicator:
Percentage of reported
outbreaks with full investigation
including virus characterization,
annually.

SEACFMD Roadmap Implementation Plan at the regional level

Outcome 1:
Improved surveillance, movement control,
vaccination and preparedness/response to FMD

Output 1.1
Fit-for-purpose and sustainable FMD surveillance system established

Output 1.2
Incentives and pathways of livestock movements understood and official animal movements promoted

Output 1.3
Robust vaccination strategy developed, including access to quality vaccines and vaccination data management and analysis

Output 1.4
Preparedness and response capacity to both endemic and new FMD viral strain developed

scoping study to develop a regional platform of animal and animal product price monitoring animal movement and trade in the region

Bilateral trade agreement

Application of OIE standards of safe trade

Monitoring Surveys to assess progress



Indicator:
Percentage of cross-border movements of livestock movements and livestock commodities that took place through official channels, annually

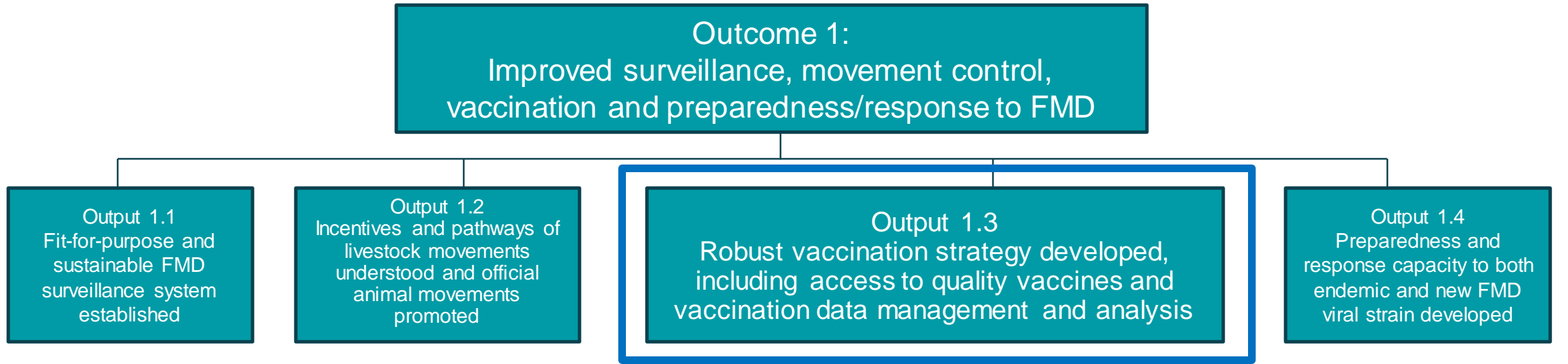


Organisation
Mondiale
de la Santé
Animale

World
Organisation
for Animal
Health

Organización
Mundial
de Sanidad
Animal

SEACFMD Roadmap Implementation Plan at the regional level



Regional study to assess the access to quality vaccines to SEACFMD countries and better understand factors

Studies - vaccine matching study, PVM study

Guidelines for vaccine procurement

National vac. Strategies & tools used for monitoring



Indicator:
Percentage of targets in the National Vaccination Strategy achieved annually.

SEACFMD Roadmap Implementation Plan at the regional level

Outcome 1:
Improved surveillance, movement control,
vaccination and preparedness/response to FMD

Output 1.1
Fit-for-purpose and sustainable FMD surveillance system established

Output 1.2
Incentives and pathways of livestock movements understood and official animal movements promoted

Output 1.3
Robust vaccination strategy developed, including access to quality vaccines and vaccination data management and analysis

Output 1.4
Preparedness and response capacity to both endemic and new FMD viral strain developed

Review of contingency plans and SOP's in emergency preparedness

Support country to conduct simulation exercise

ToT on outbreak investigation and response management

NPRP and tools to test & implement NPRP



Indicator:
Number of countries who have functioning preparedness and response capacity to endemic and new FMD viral strains.

SEACFMD Roadmap Implementation Plan at the regional level

Outcome 2:
Improved ownership and enabling environment at the national level

Output 2.1
Country ownership of the SEACFMD enhanced

Output 2.2
National VS capacities assessed and PVS recommendations implemented

Output 2.3
National legislation on FMD (and related TADs) reviewed and revised

Output 2.4
Multidisciplinary and multisectoral efforts for control of FMD

Output 2.5
Cost efficient synergies with other livestock activities

Output 2.6
Pool of regional experts actively involved in SEACFMD activities

Conduct awareness meetings with the high-level decision-makers and develop advocacy materials to maintain political commitment and allocation of resources

Sensitisation on relevant sections of OIE Code

Progress reports on achievement of objectives



Indicator:
Percentage of targets outlined in the National FMD Plans that were achieved, annually.

SEACFMD Roadmap Implementation Plan at the regional level

Outcome 2:
Improved ownership and enabling environment at the national level

Output 2.1
Country ownership of the SEACFMD enhanced

Output 2.2
National VS capacities assessed and PVS recommendations implemented

Output 2.3
National legislation on FMD (and related TADs) reviewed and revised

Output 2.4
Multidisciplinary and multisectoral efforts for control of FMD

Output 2.5
Cost efficient synergies with other livestock activities


Output 2.6
Pool of regional experts actively involved in SEACFMD activities

assess the capacity of veterinary services in selected countries on emergency preparedness and response.

Technical support to countries to conduct self-PVS evaluations

Follow-up on countries' implementation of PVS missions recommendations

Progress reports on implementation of PVS rec.



Indicator:
Percentage of recommendations from PVS missions or PVS specific support that were implemented by Member Countries..

SEACFMD Roadmap Implementation Plan at the regional level

Outcome 2:
Improved ownership and enabling environment at the national level

Output 2.1
Country ownership of the SEACFMD enhanced

Output 2.2
National VS capacities assessed and PVS recommendations implemented

Output 2.3
National legislation on FMD (and related TADs) reviewed and revised

Output 2.4
Multidisciplinary and multisectoral efforts for control of FMD

Output 2.5
Cost efficient synergies with other livestock activities

Output 2.6
Pool of regional experts actively involved in SEACFMD activities

Support SEACFMD countries to update FMD-related legislation in line with OIE standard

PVS legislation mission

National legislation progress report.



Indicator:
Percentage of sections of National legislation related to FMD (and other related TADs) that have been revised.

SEACFMD Roadmap Implementation Plan at the regional level

Outcome 2:
Improved ownership and enabling environment at the national level

Output 2.1
Country ownership of the SEACFMD enhanced

Output 2.2
National VS capacities assessed and PVS recommendations implemented

Output 2.3
National legislation on FMD (and related TADs) reviewed and revised

Output 2.4
Multidisciplinary and multisectoral efforts for control of FMD

Output 2.5
Cost efficient synergies with other livestock activities

Output 2.6
Pool of regional experts actively involved in SEACFMD activities

Transform/develop digital FMD communication materials (posters, leaflets, brochures, animation videos)

Organize Private Sector Consultative Committee (PSCC) meetings

Conduct socioeconomic study - incentives / reluctance in FMD reporting

Progress report of target activities of PSCC



Indicator:
Percentage of target activities agreed by the SEACFMD Private Sector Consultative Committee implemented annually.

SEACFMD Roadmap Implementation Plan at the regional level

Outcome 2: Improved ownership and enabling environment at the national level

Output 2.1
Country
ownership of
the SEACFMD
enhanced

Output 2.2
National VS
capacities
assessed and PVS
recommendations
implemented

Output 2.3
National
legislation on
FMD (and related
TADs) reviewed
and revised

Output 2.4
Multidisciplinary
and
multisectoral
efforts for
control of FMD

Output 2.5
Cost efficient synergies with other
livestock activities

Output 2.6
Pool of regional
experts actively
involved in
SEACFMD
activities

Provide technical support on horizontal topics for TADs control, e.g. disease surveillance, risk assessment principle, biosecurity, 3D, value-chain studies, GIS trainings

Progress report of
stakeholders
joint activities



Indicator:
Results achieved and cost-
efficiencies gained for the SEACFMD
Campaign from implementing joint
activities with other TADs' activities

SEACFMD Roadmap Implementation Plan at the regional level

Outcome 2: Improved ownership and enabling environment at the national level

Output 2.1
Country
ownership of
the
SEACFMD
enhanced

Output 2.2
National VS
capacities
assessed and
PVS
recommendations
implemented

Output 2.3
National
legislation on
FMD (and related
TADs) reviewed
and revised

Output 2.4
Multidisciplinary
and
multisectoral
efforts for
control of FMD

Output 2.5
Cost efficient
synergies
with other
livestock
activities

Output 2.6
Pool of regional experts actively
involved in SEACFMD activities

Establish a regional 'expert pool' for various
FMD-related works

Invite regional experts to support
development of manuals, guidelines, and
contribute to FMD-related
workshops/trainings at the national and
regional level

Progress reports
on activities that
national experts



Indicator:
Number of national experts
who have been included in
regional and national FMD
activities, annually.

SEACFMD Roadmap Implementation Plan at the regional level

Outcome 3:
Improved regional coordination

Output 3.1
ASEAN support reaffirmed, including resource support

Output 3.2
Regional Coordination platforms effectively functioning

Output 3.3
Active collaboration established and maintained with key partners

Output 3.4
Cooperation with non SEACFMD Member Countries established

Endorsement of SEACFMD Roadmap 2021-2025 by ASWGL/ SOM-AMF

Coordinate and synchronise of SEACFMD activities and related ASEAN activities

Report on the SEACFMD Roadmap progress



Indicator:
Endorsement of the SEACFMD Roadmap by the ASEAN SOM-AMAF.

SEACFMD Roadmap Implementation Plan at the regional level

Outcome 3:
Improved regional coordination

Output 3.1
ASEAN support
reaffirmed,
including resource
support

Output 3.2
Regional Coordination platforms effectively
functioning

Output 3.3
Active collaboration
established and
maintained with key
partners

Output 3.4
Cooperation with non
SEACFMD Member
Countries established

SEACFMD Sub-Commission meetings

SEACFMD steering committee meeting

SEACFMD National Coordinator Meeting

LabNet and EpiNet meetings

Report for each of
the SEACFMD
coordination
meetings



Indicator:
Percentage of actionable
decisions and recommendations
agreed at SEACFMD
coordination meetings, that were
implemented annually. .

SEACFMD Roadmap Implementation Plan at the regional level

Outcome 3:
Improved regional coordination

Output 3.1
ASEAN support
reaffirmed,
including resource
support

Output 3.2
Regional
Coordination
platforms
effectively
functioning

Output 3.3
Active collaboration established and maintained
with key partners in prevention & control of FMD
& TADS

Output 3.4
Cooperation with non
SEACFMD Member
Countries established

Participate in GF-TADs Committee (global and regional) meetings

OIE and FAO meetings on TADs activities

Partnership with research institutions

Collaborate with existing ASEAN Networks

Minutes of the
meetings and
progress reports



Indicator:
Percentage of decisions to
align activities between the
SEACFMD Campaign and
partners that were
implemented

SEACFMD Roadmap Implementation Plan at the regional level

Outcome 3: Improved regional coordination

Output 3.1
ASEAN support
reaffirmed,
including resource
support

Output 3.2
Regional
Coordination
platforms effectively
functioning

Output 3.3
Active
collaboration
established and
maintained with
key partners

Output 3.4
Cooperation with non SEACFMD Member Countries
established

Invite non-SEACFMD members to
SEACFMD meetings

Participate in FMD-related
meeting/activities organised by other
regions or non-SEACFMD members

Minutes of the
meetings



Indicator:
Number of non- SEACFMD
members who participate in
the SEACFMD sub-
commission annual meetings.



Thank You



www.oie.int

Oie

Organisation
Mondiale
de la Santé
Animale

World
Organisation
for Animal
Health

Organización
Mundial
de Sanidad
Animal